




# Ai Ray

Woodpecker First  
Dental X-Ray Device






**SUPER HIGH PERFORMANCE**  
**HIGH EFFICIENCY**


Emission power up to 210W  
Shorter exposure time with high power  
Achieve stable, accurate and quick photography of  
different tooth positions

**DETAILED DENTAL FILMS  
MORE RELIABLE**

**0.4mm focus X-ray tube**

Provide high-quality and clearer image  
for various diagnostic needs





**HIGH-CAPACITY BATTERY**  
**LONGER ENDURANCE**

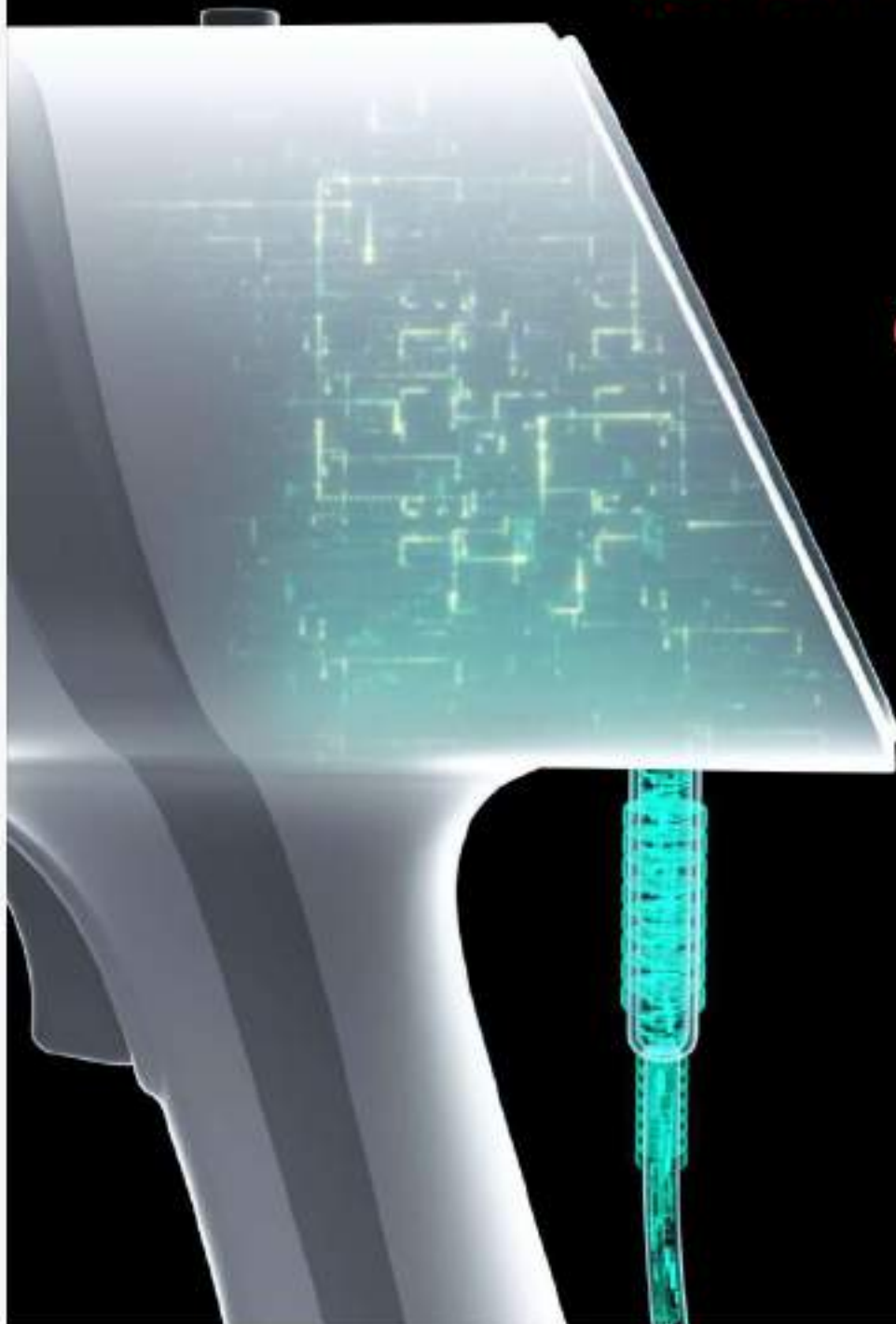
**15000mAh** high-capacity power lithium battery delivers a longer endurance.  
More than **1,500** dental films can be taken under a full charge.

**80W**

**SUPER FAST CHARGING**

**2.8-INCH**

**CAPACITIVE TOUCH SCREEN**



**Over 110**

Dental films can be taken after **5mins** of charging.

Enable clear and concise display  
Abandon the traditional physical button,  
beautifying the machine's appearance



**MAXIMUM EFFICIENCY  
AND SAFETY**

Constant DC high-frequency high voltage and current output ensure that X-ray output is not affected by battery voltage fluctuations

Unique internal design and lead shield  
Efficiently minimize the X-ray leakage  
Maximize the protection of operators from ionizing radiation




## **VARIOUS PHOTOGRAPHING METHODS**

### **EASY TO OPERATE**

Built-in remote control receiving circuit and holder interface,  
can be connected to the wired remote controller and triangle holder.

A variety of photographing methods available, ensuring safer photographing and easier operation.

## ANGLE CORRECTION



Corresponding photographing angle reference values provided for different tooth positions

During the photography, keep the patient in the correct sitting position and adjust the dental X-ray device to obtain the best photographing angle and improve the efficiency.



## COMFORTABLE TO HOLD

Reasonably-designed exposure switch avoids holding instability, greatly easing the user's operation.







