


Technical Data

Scanner

Image plate sizes	0,1,2,3
Resolution	20 lp/mm
Scanning time	6 sec
Pixel size	35 µm
Cancellation of the plate	Automatic
Interface with PC	USB 2.0, USB 3.0
Power supply	100-240 V, 50/60 Hz, 1,5 A
Dimensions	355 x 165 x 205 mm
Weight	5,2 kg

PC requirements

CPU	Intel Pentium 4 2.6 GHz or higher
Memory	2 GB or higher
Operating system	Microsoft Windows XP Microsoft Windows 7 Microsoft Windows 8 Microsoft Windows 8.1 Microsoft Windows 10



ARDET Dental & Medical Devices S.r.l. is an Italian company leader in the design, production and supply of high-tech dental and medical devices. Our quality management system in compliance with EN ISO 13485 standard, guarantees a careful control of the internal processes and the absolute reliability of our products, focusing our attention on the practical work of the doctor.



ARDET Dental & Medical Devices Srl

Via Galvani, 15 - 20090 Assago (MI) Italy
Tel +39 02 944 35 294 - Fax +39 02 944 35 296
ardet@ardetsrl.com - www.ardetsrl.com



ORIXSCAN

Phosphor plates scanner



Futuristic PSP technology

ARDET Dental & Medical Devices S.r.l. reserves the right to make technical changes and/or aesthetic changes to the product at any time and without prior notice.
PRO ORIXSCAN rev. 1 - 26/02/2019

ORIXSCAN

Flexible

New phosphor plates reading technology, safe and innovative, with an incredible resolution that will leave you speechless.

Quick

The fast acquisition mode capture provides the image in a few seconds without any compromise on image quality.

Ingenious

The scanner automatically identifies the plate size, just insert the imaging plate and the scan will start.

ORIXSCAN is a safe choice for digital imaging plate scanning, designed to generate excellent X-ray images quickly and easily.

Innovative technological solutions allow **ORIXSCAN** to perform the phosphor plate reading in a few seconds, making it one of the fastest on the dental market.

Operation is intuitive for the dentist and positioning comfortable for the patient. Enjoy the benefits of digital imaging radiography with the practicality and comfort typical of the film.

Intraoral radiology with phosphor plate (also known as phosphor storage plate or PSP) eliminates the need for traditional film processing for dental radiography.

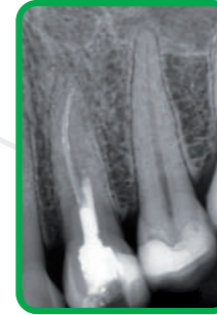
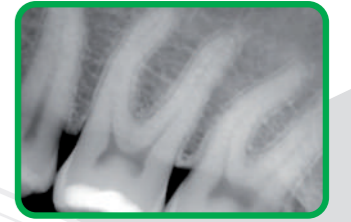
In an instant, imaging plates are erased and reconverted for reuse, and digital images are ready for review and diagnosis. With **ORIXSCAN** you will efficiently eliminate the cost, time, disorder related to the processing of traditional films and you will effectively advance the technology of your dental practice.

PSPs can comfortably be used on children, adults and every kind of patient. Plates are wireless, flexible and 30 times thinner than wired sensors.

The entire PSP surface area is active which means you capture nearly 40% more anatomy than the comparable sized wired sensor. It does not require annual insurance and it operates in normal room lighting.

Excellent image quality

ORIXSCAN is built to meet your daily needs in terms of image quality. High-resolution radiographs ensure accurate diagnosis even in the event of accidental over or under exposure. With the imaging software it is easy to view, store and process the images.



Efficient and profitable

ORIXSCAN is a compact unit that can be used either directly in the studio or shared on the network to service multiple treatment rooms, for an efficient and economical solution. There is no downtime, because the plates are immediately ready to be used again after the automatic cancellation.

Intuitive management and comfort for the patient

The Ardet phosphor plates have a scratch-resistant coating and are thin and flexible, thus ensuring easy use for the dentist and comfortable positioning for the patient. It is not necessary to learn new procedures, because the use of the plates is similar to that of traditional intraoral films.

Futuristic PSP technology

