



Design by
STUDIO F·A·PORSCHE



CS 3800

**Freedom at
your fingertips.**

Endless Freedom

The CS 3800 Intraoral Scanner

The CS 3800 gives you a whole new experience in acquiring impressions: Freedom. Freedom from cables; freedom to pursue your preferred workflow; freedom to pay only for what you use; and freedom to interact with partners, how you prefer, when you prefer. Plus, as the result of a renewed collaboration with Studio F. A. Porsche, the CS 3800 displays a timeless, ergonomic design that ensures a high-performance scanning experience.

- High-performance wireless intraoral scanner for optimal mobility
- One of the lightest and most compact intraoral scanners on the market
- Fast and smooth scanning thanks to a large and deep field of view
- Easier for you and end-to-end workflows provide a seamless user experience





“It’s so nice to be cordless! We can carry the scanner easily from chair to chair and even from an office to another—no need to pack the cords and everything. And the scanner is so light and so fast!”

Johanna Jenkins, DDS



Speed and Accuracy



SUPER-FAST SCANNING

With a proven scanning time of 25 seconds for a single arch,* the CS 3800's capture speed frees up more time for focusing on patients.



A SMOOTHER SCANNING EXPERIENCE

The CS 3800's enlarged 16 mm x 14 mm field-of-view and significantly broader 21 mm depth of field capture the details you need—even in interproximal areas and subgingival margins.

Comfort and Easy to Use



ULTRA-LIGHTWEIGHT AND COMPACT

Weighing only 240 grams, the CS 3800 is one of the lightest and most compact intraoral scanners on the market and fits comfortably in your hand.



DYNAMIC HANDPIECE CONTROL

Two buttons let you intuitively access CS 3800 functions.



GESTURE MOTION CONTROL

The CS 3800 handpiece features an embedded sensor that lets you orient the digital model on screen by simply rotating the scanner, eliminating the need to use the mouse. Simply move your hand and the model follows its movement so you can stay focused on your patient.



INTERCHANGEABLE TIPS

Three styles are provided to optimize scanning comfort. The tips can be autoclaved up to 110 times, reducing consumable costs and ensuring proper sterilization.



*Internal testing completed on a 3D model. Scanning time may vary based on the tooth model and PC.

The Freedom of Wireless



PACKED WITH POWER

The scanner offers up to one-hour of continuous scanning. The smart charging station, back-up power cable and optional extra batteries and charging unit ensure the scanner is always ready-for-use.



STABLE WIRELESS CONNECTION

Dedicated point-to-point WiFi access ensures a robust and stable transmission for a continuous and efficient scanning procedure. Simply plug in the WiFi dongle and press the button to start scanning, it's that easy.



Form Follows Function

Created without compromise, the CS 3800 has been prestigiously designed in collaboration with Studio F. A. Porsche. Clinicians and their patients inspired every aspect of the scanner, from the way its sits comfortably in the user's hand to the way it feels in the patient's mouth.



“At Studio F. A. Porsche, we believe that ‘form follows function.’ The CS 3800 was designed to provide the best possible ergonomics and functionality. The handpiece is designed to find a natural balance in the palm of the hand and to be comfortable for both the dentist and the patient.”

Christian Schwamkrug
Design Director, Studio F. A. Porsche

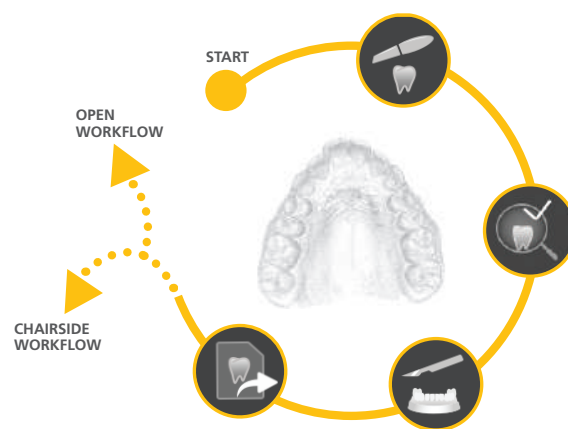
The design studio, famous for achieving “the perfect symbiosis of form and function,” combined maximum functionality with ergonomics to produce a scanner that’s as efficient as it is elegant.



CS ScanFlow

Limitless workflows. Endless possibilities.

Take a step to the next level of intraoral scanning with the newest version of CS ScanFlow software. Our acquisition software provides you with unlimited versatility, scalability and workflow capacity. And a new tiered software model means you get the freedom to choose which functionalities you need.



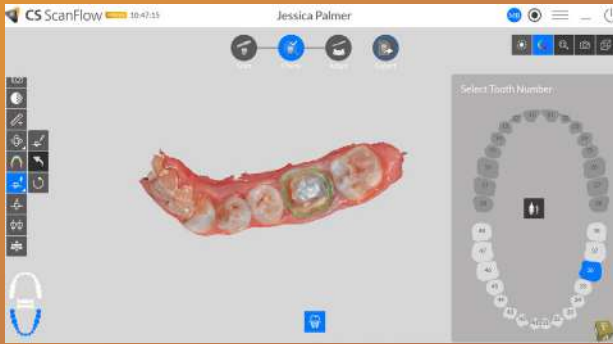
A Simple Process

Getting started is as easy as opening the software and beginning your scan. Once you have a base scan, you can pursue any workflow you desire; allowing you to switch to different clinical indications or treatments on your patient. This process keeps you on track, guiding you from beginning to end using embedded tutorials.

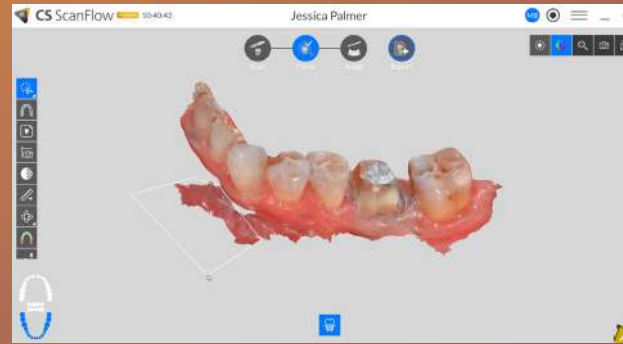
CS ScanFlow Premium

CS ScanFlow Premium provides advanced scanning features that include:

- Denture mode for smooth edentulous scanning.
- Vibrant HD 3D digital impressions with brightness and color mode settings.
- A scan process that can be recorded and saved in an MP4 format for referrals or training purposes.



Automatically or manually identify the margin line and modify it as needed.



Cut several areas from the scan and keep the cutting tool activated while rotating the digital impression.



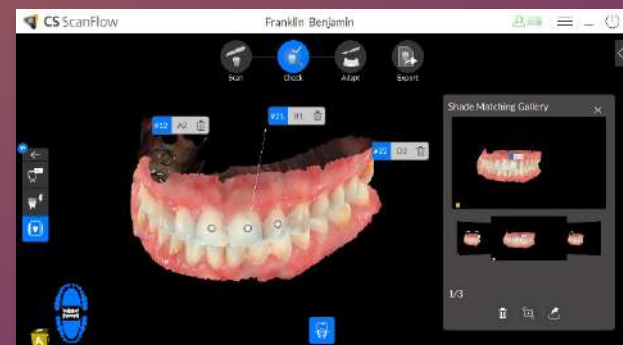
Simultaneously use the measurement, occlusion map and transparency tools to check and control the



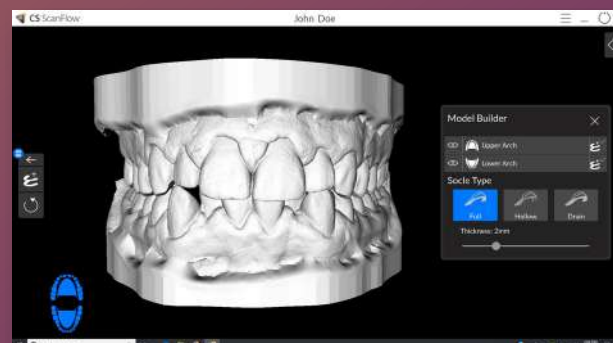
Ensure the full arch information is fully recorded for denture production in Denture Mode.



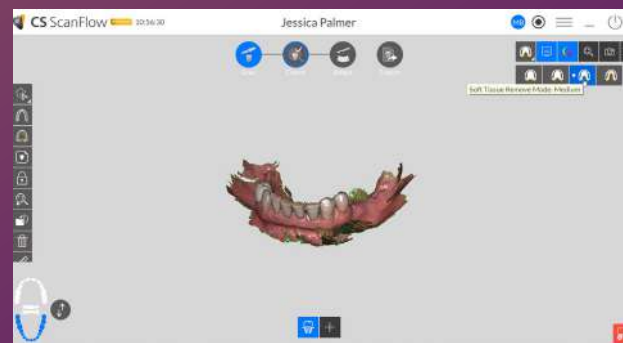
Scan with confidence as intuitive step-by-step tutorials in the software provide help for all workflows.



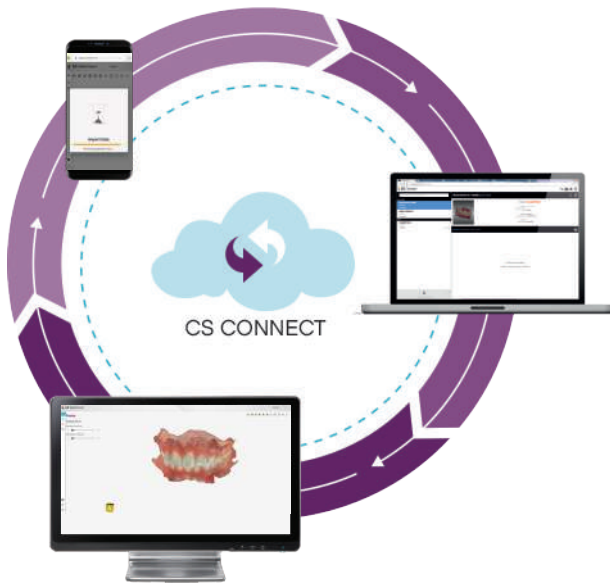
See optimum restorative outcomes thanks to smart-shade technology that automatically detects the enamel color of the scan.



Add a base to your digital impression using Model, which can be used for 3D printing.*



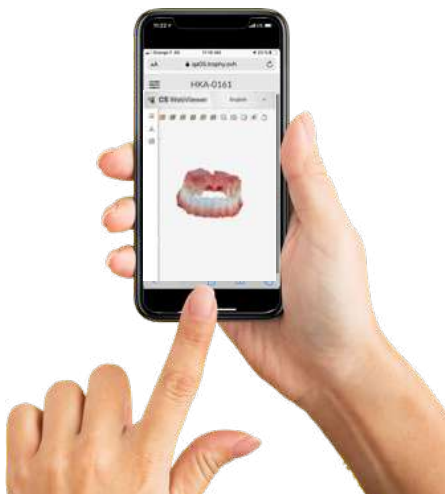
Automatically remove unwanted soft tissue providing a cleaner final image with no need for manual adjustment.



CS Connect

Discover a faster, more secure way to exchange information.

- Export data with one click to your referrals or chosen lab using your preferred export format, including STL, PLY, OBJ, Xorder for DWOS, and Dentalproject for EXOCAD.
- Eliminate shipping costs and delays, manual tasks and streamline your workflow.
- Empower your lab with the freedom to use its preferred CAD software.



CS WebViewer

Easily collaborate and communicate with labs.

- The cloud-based Webviewer has a new white background and display improvements for vivid 3D HD image review.
- Orientation adjustment tools, snapshot capture and occlusion proximity tools provide advanced adjustment, review and export capabilities.
- Enhanced ecosystem and pairing with Quick Connect Partners.

More Than an Intraoral Scanner

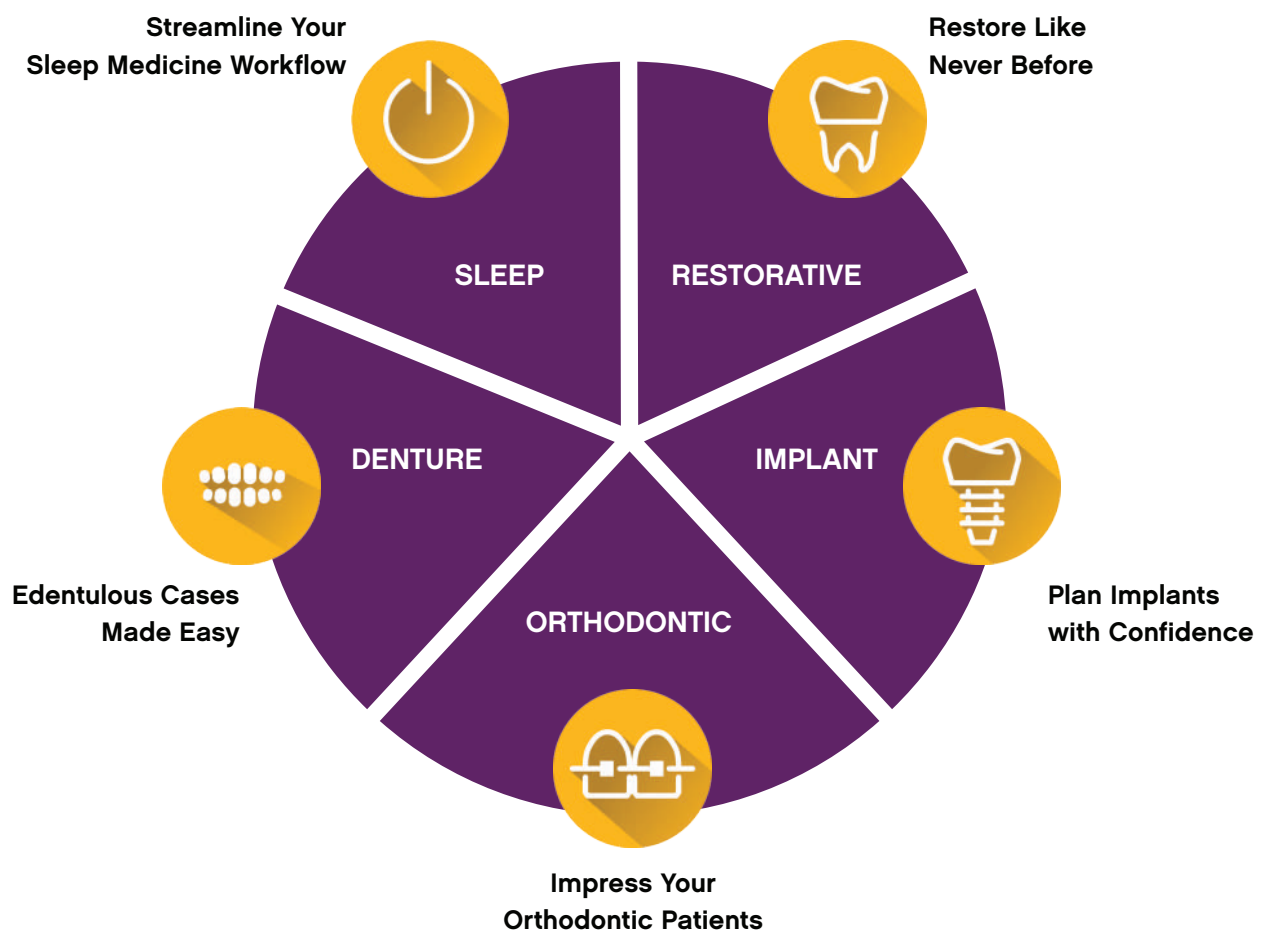
The CS 3800 can be used as a communication tool with patients.

- The scanner can be used as an intraoral camera capturing vivid 2D intraoral images— an ideal conversation starter with a patient.
- Videos extracted from the 3D datasets can also be used with patients to serve as a communication aid.









End-to-end-Workflow

It all starts with a scan.

The wireless CS 3800 is the first part of the seamless workflow provided by CS Solutions. Unlock the full potential of your practice with software and hardware that perform in harmony for a seamless end-to-end workflow with countless new possibilities. CS Solutions supports multiple indications and makes data acquisition easier and more precise, speeds up treatments and helps improve the patient experience.



TECHNICAL SPECIFICATIONS

Components	Technical specifications
Sensor technology	1/2.9 inch CMOS
Illumination	LED: Red, Blue, Green
Field of view	16 x 14 mm 13 x 7 mm (posterior tip)
Depth of field	-2 to +16 mm
Anti-fogging technology	By airflow, guaranteed non-fogging operation when used intraorally
Handpiece dimensions	226 x 38 x 60 mm with normal tip or side tip
Cable length	2.7 m (1.9 m + 0.8 m)
Weight	240 g (with battery)
Handpiece	Input: 5V  5A (with backup power cable) 4.2V  3A (with batter)
Handpiece Charger	Input: 12V  2.5A Output 1 (charging port): 4.2V  3A Output 2 (port for backup power cable): 12V  2.5A
Battery Charger	Input: 12V  2.5A Output: 4.2V  3A
Backup Power Cable	Length: 2m
Adapter	Model LXCP30A-120: Input: 100-240V ~ 50/60Hz, 500mA Output: 12V  2.5A

Learn more about CS 3800 by visiting
carestreamdental.com/CS3800

