






SURGICAL



HANDPIECE OPTION



PRODUCT SPECIFICATION

C/B

INPUT	AC100-120V, 220-240V
FUSE	5A / 2A
FREQUENCY	50/60 Hz
OUTPUT	48VA
MAXIMUM PUMP	Max.90 ± 20%ml
DIMENSIONS(MM)	W348 x D276 x H143
WEIGHT	3.6kg

H/P

	CRB26LX	CRB26XX	CRB27LX	CRB27XX
GEAR RATIO	20 : 1	20 : 1	32 : 1	32 : 1
WEIGHT	82g	84g	82g	84g
OPTIC	Optic	Non-Optic	Optic	Non-Optic
TORQUE	55Ncm	55Ncm	65Ncm	65Ncm

H/P: TRAUS PEZ10XX

WORKING FREQUENCY	27 ± 3KHz
ULTRASONIC OUTPUT	22 ± 3VA
WEIGHT	81g



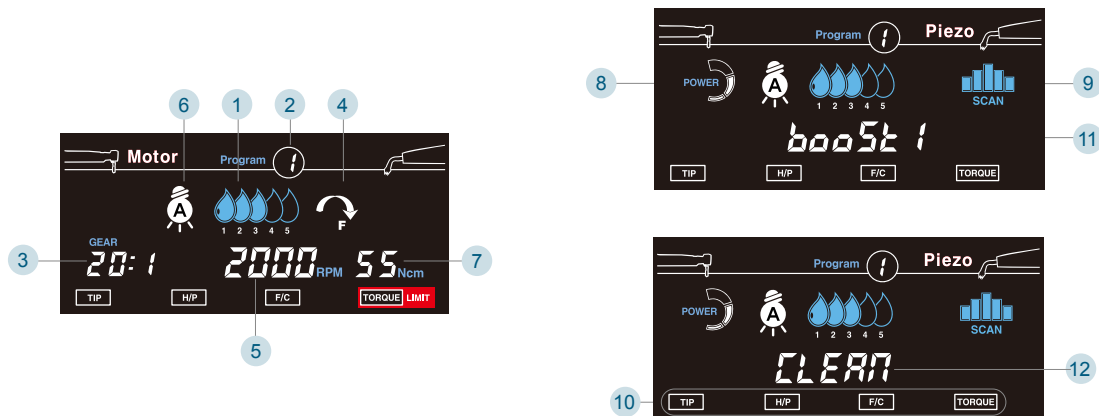
Ultrasonic

- TRAUS XUS10 facilitates the surgeon's work: thanks to innovative ultrasound technology, only bone substance is resected with high precision. The surrounding soft tissue remains uninjured.
- Own piezo technology enables optimized performance with powerful output
- Bone heating is avoided or minimized by injecting saline water at Max. 90ml/min speed.
- TRAUS XUS10 make various operation easy including Crestal approach, Sinus lift Ridge expansion, Bone harvesting, Bone craft, window open, and many others.
- Multifunctional and ergonomic foot switch design
- You can easily operate handpiece and saline water supply with the foot switch.
- Simple and modern design
- Minimized bone heating

Implant

- BLCD motor (Speed Range 0~ 40,000rpm) and Angle (Standard equipment 20:1/ 32:1) provide the optimum torque in surgery.
- 9 Programs memory function
- Automatic overload protection function
If the load on the bur is higher than preset torque, the motor stops automatically and shows Error on the display.
- Actual RPM and Torque display function
- Motor Auto-calibration function

LCD window



1. Irrigation volume display
2. Program number display
3. Gear ratio display
4. Direction display
5. Speed display
6. Optic display (ver. Optic)

7. Torque display
8. Output intensity display
9. Scan display
10. Error display
11. Boost display
12. Clean/Remedy display

**Are you still purchasing and maintaining two expensive equipment apart?
Now it is time to try our TRAUS SUS10
You can operate two treatments together with only one equipment.**

*TRAUS SUS10 gives high performance for its price.
It will be a reliable partner for You.*

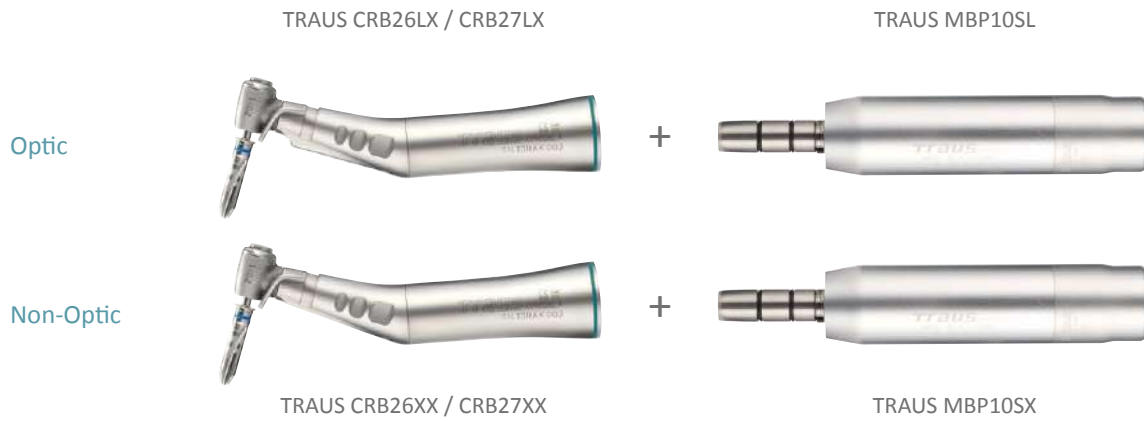


TRAUS SIP10

- BLDC motor with high performance designed by Saeshin's own high technology and know-how
- Gear ratio : 1:5, 1:4, 1:1, 16:1, 20:1, 27:1, 32:1, 64:1
- E-type motor : TRAUS MBP10SL(SX) followed "ISO3964" for standard connection(BLDC motor - 0~40,000rpm)
- 9 programs memory function
- Automatic overload protection function
- Indication of actual RPM and torque on operating for proper working condition
- Motor auto-calibration function
- Ergonomic foot controller
- Optic function : (Option)



HANDPIECE OPTION



PRODUCT SPECIFICATION

C/B

INPUT	AC100-120V, 220-240V
FUSE	5A / 2A
FREQUENCY	50/60 Hz
OUTPUT	Max : 120W
MAXIMUM PUMP	Max.90 ± 20%ml
DIMENSIONS(MM)	W233 x D269 x H120
WEIGHT	2.8kg

H/P

	CRB26LX	CRB26XX	CRB27LX	CRB27XX
GEAR RATIO	20 : 1	20 : 1	32 : 1	32 : 1
WEIGHT	82g	84g	82g	84g
OPTIC	Optic	Non-Optic	Optic	Non-Optic
TORQUE	55Ncm	55Ncm	65Ncm	65Ncm

