



MAKE MORE
ACCURATE DIAGNOSIS WITH
CRUXCAN PSP SCANNER

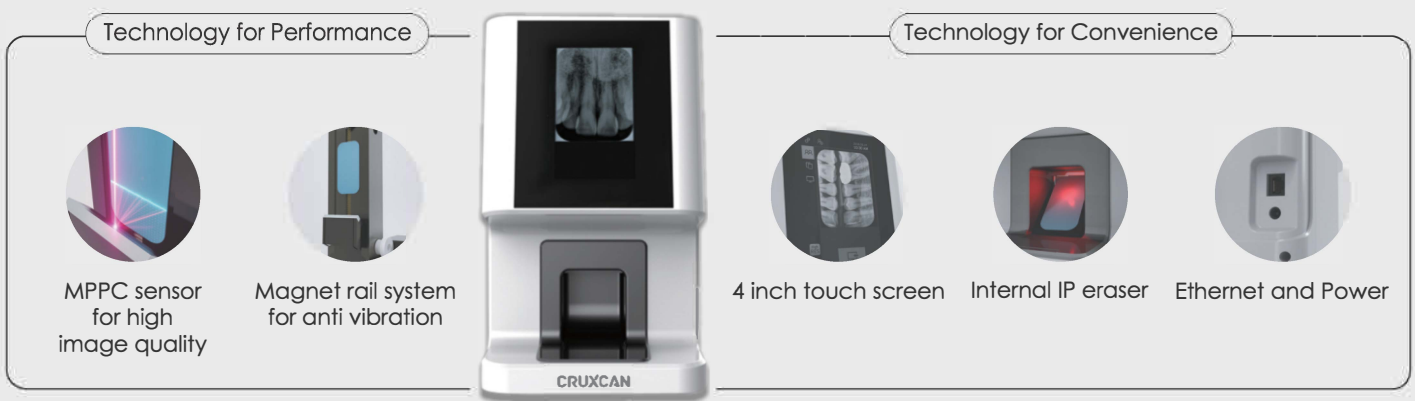




CRUXCAN PSP Scanner

A small, light & compactly designed scanner

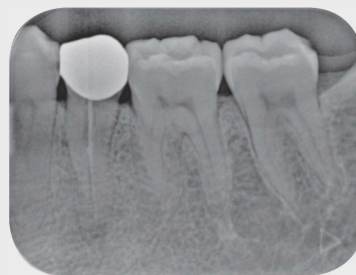
CRUXCAN has designed as a user-friendly scanner. CRUXCAN is a small & light so it can be set up in small-sized dental clinic efficiently. CRUXCAN has a 4-inch LCD touch screen as a high-end device. It provides to show the largest preview image. The touchscreen offers quick and easy access to features. CRUXCAN comes in two colors as white & gray, allowing you to choose according to your preference. Moreover, ethernet cable enables rapid image transfer from scanner to pc. We developed a CRUXCAN as a simple, fast & easy way to diagnosis for the patient image or Chairside.



Acquire X-Ray image from Image Plate

Get diagnosed with a clear image with flexible IP

Flexible, soft imaging plate provides for a comfortable intraoral setting. A total of 4 size IPs allows you to photograph various dental areas or dental sizes. CRUXCAN can output image quality in SR/HR mode. Because you can achieve clear quality in all modes, you can use it conveniently without worrying about the quality setting.

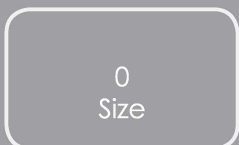


SR / Super Resolution



HR / High Resolution

Imaging Plates



0
Size

22 x 31mm



1
Size

24 x 40mm



2
Size

31 x 41mm



3
Size

27 x 54mm

CRUXVIEW with a wide range of options & convenience

The bundled software can be deployed on a PC for minimal cost and can be edited easily with an active user interface. Other features such as a PACS link, DICOM print and more are available for user-friendly programs.



Make More Accurate Diagnosis with Clear Image Quality with CRX-1000



CRX-1000 Specification	
Supported IP	Size 0/1/2/3
Resolution (lp/mm)	SR:20 / HR:10
Display	4" Touch Screen
Interface	Ethernet
Multi-user Practices	Yes
Sleep Mode	Yes
Weight (kg)	3.3
Dimensions (H X W x Dmm)	233 x 141 x 191.5